

# SS7-12 (12V-7Ah)

SLB 12-7 Battery



## Specification

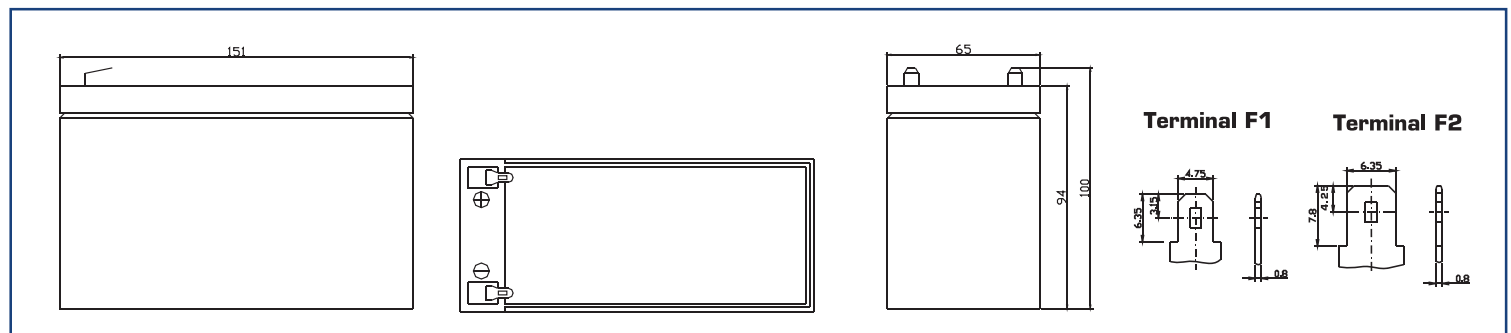
Cells Per Unit	6
Voltage Per Unit	12
Capacity	7Ah@20hr-rate to 1.75V per cell @25 °C
Weight	Approx. 2.05 Kg(Tolerance)±4%
Max. Discharge Current	70 A (5 sec)
Internal Resistance	Approx. 30 mΩ
Operating Temperature Range	Discharge: -20°C~60°C Charge: 0°C~50°C Storage: -20°C~60°C
Normal Operating Temperature Range	25°C ± 5°C
Float charging Voltage	13.7 to 13.9 VDC/unit Average at 25 °C
Recommended Maximum Charging Current	2.1 A
Equalization and Cycle Service	14.6 to 14.8 VDC/unit Average at 25 °C
Self Discharge	Valve Regulated Lead Acid (VRLA) batteries can be stored for more than 6 months at 25°C. Self-discharge ratio less than 3% per month at 25°C. Please charge batteries before using.
Terminal	Faston Tab 187(F1)/Faston tab 250(F2)
Container Material	A.B.S. UL94-HB, UL94-V0 Optional.



SS7-12 (12V-7Ah) is a general purpose battery with 5 years design life in float service or more than 260 cycles at 100% discharge in cycle service. It meets with IEC, JIS and BS standards.

With up-dated AGM valve regulated technology and high purity raw materials, the battery maintains high consistency for better performance and reliable standby service life. It is suitable for UPS/EPS, medical equipment, emergency light and security system applications.

## Dimensions 151mm(L) x 65mm(W) x 100mm(H)



## Discharge Current VS. Discharge Voltage

Final Discharge Voltage V/Cell	1.75V	1.70V	1.60V
Discharge Current (A)	(A) ≤0.2C	0.2C < (A) < 1.0C	(A) ≥1.0C

Charge the batteries at least once every six months, if they are stored at 25°C.

Charging Method:

Constant Voltage	-0.2Cx2h+2.4-2.45V/cellx24h, Max. Current 0.3C
Constant Current	-0.2Cx2h+0.1Cx12h
Fast	-0.2Cx2h+0.3Cx4h

<b>Bolt</b>	M5	M6	M8
<b>Terminal</b>	F3 F4 F13 F18 T25 T26	F8 F11 F12-1 F15	F5 F9 F10 F12 F14 F16
<b>Torque</b>	6~7N·m	8~10N·m	10~12N·m

## Maintenance & Cautions

### Float Service:

- \* Every month, recommend inspection every battery voltage.
- \* Every three months, recommend equalization charge for one time.

### Equalization charge method:

- Discharge: 100% rate capacity discharge.
- Charge: Max. current 0.3CA, constant voltage 2.4-2.45V charge 24h.
- \* Effect of temperature on float charge voltage: -3mV/°C/Cell.
- \* Length of service life will be directly affected by the number of discharge cycles, depth of discharge, ambient temperature and charging voltage.



G4M20206-0910E-16



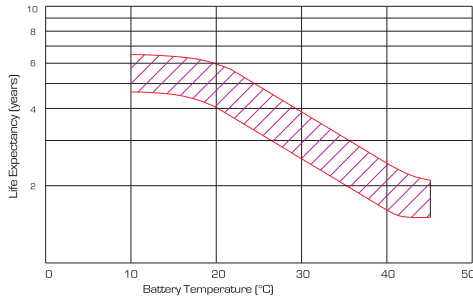
MH28539



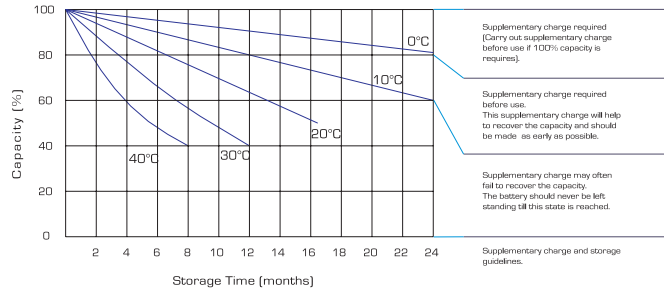
Check out our new online catalog.

www.cdpps.com

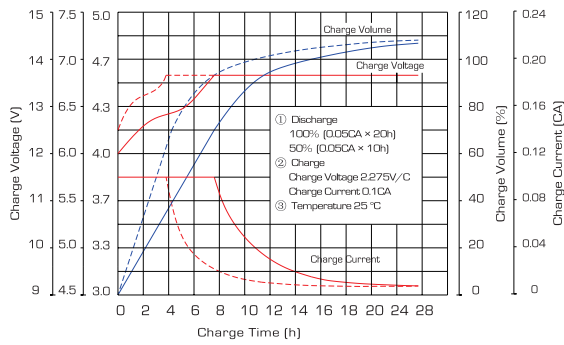
### Effect of temperature on long term float life



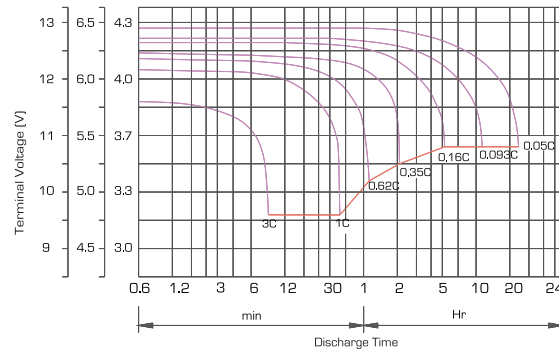
### Storage characteristic



### Charge characteristic Curve for standby use



### Discharge characteristic Curve



### Capacity Factors With Different Temperature

Battery Type		-20°C	-10°C	0°C	5°C	10°C	20°C	25°C	30°C	40°C	45°C
GEL Battery	6V&12V	50%	70%	83%	85%	90%	98%	100%	102%	104%	105%
	2V	60%	75%	85%	88%	92%	99%	100%	103%	105%	106%
AGM Battery	6V&12V	46%	66%	76%	83%	90%	98%	100%	103%	107%	109%
	2V	55%	70%	80%	85%	92%	99%	100%	104%	108%	110%

### Constant Current Discharge Characteristics: A (25°C)

F.V/Time	5MIN	10MIN	15MIN	30MIN	1HR	2HR	3HR	4HR	5HR	8HR	10HR	20HR
9.60V	27.61	18.10	13.79	7.320	4.549	2.573	1.833	1.493	1.227	0.808	0.700	0.375
10.0V	26.61	17.65	13.35	7.226	4.489	2.521	1.799	1.472	1.216	0.805	0.693	0.371
10.2V	25.05	16.78	12.98	7.116	4.446	2.495	1.783	1.457	1.208	0.798	0.682	0.361
10.5V	22.52	15.69	12.24	6.920	4.392	2.462	1.767	1.436	1.198	0.791	0.679	0.353
10.8V	20.17	14.63	11.55	6.691	4.331	2.442	1.747	1.387	1.192	0.787	0.667	0.339
11.1V	17.65	13.41	10.66	6.437	4.228	2.344	1.713	1.367	1.187	0.781	0.657	0.334

### Constant Power Discharge Characteristics: W (25°C)

F.V/Time	5MIN	10MIN	15MIN	30MIN	1HR	2HR	3HR	4HR	5HR	8HR	10HR	20HR
9.60V	299.4	198.5	152.2	83.79	54.39	30.32	21.92	17.87	14.70	9.678	8.383	4.494
10.0V	291.6	194.4	150.0	82.92	53.59	29.92	21.56	17.62	14.57	9.641	8.304	4.458
10.2V	277.4	186.7	148.0	82.21	53.19	29.66	21.37	17.46	14.48	9.568	8.197	4.343
10.5V	253.2	179.0	140.3	80.53	52.48	29.34	21.22	17.22	14.36	9.488	8.140	4.270
10.8V	228.4	167.4	132.6	78.62	51.79	29.13	20.97	16.64	14.30	9.446	8.016	4.099
11.1V	201.4	155.9	124.9	76.46	50.65	28.11	20.56	16.40	14.25	9.379	7.897	4.034

All mentioned values are average values

(Tolerance ±2%)